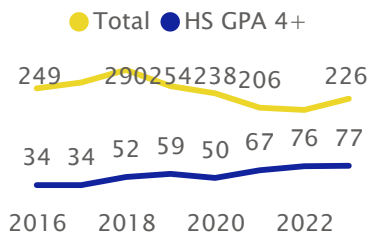


Anthropology

Admission Profile (CA Residents)

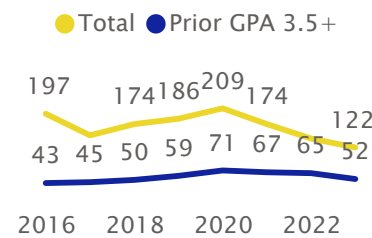
Frosh Applications



Frosh Ratios

Fall	Admit %	Yield %
2020	64%	18%
2021	72%	21%
2022	67%	10%
2023	69%	15%
Avg.	68%	16%

Transfer Applications

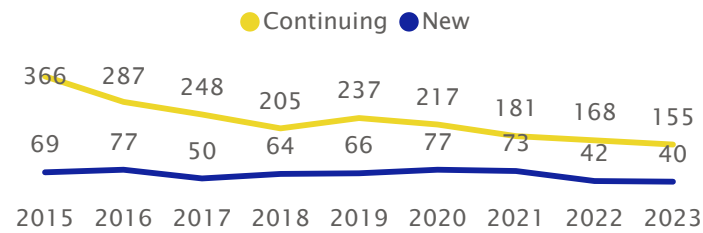


Transfer Ratios

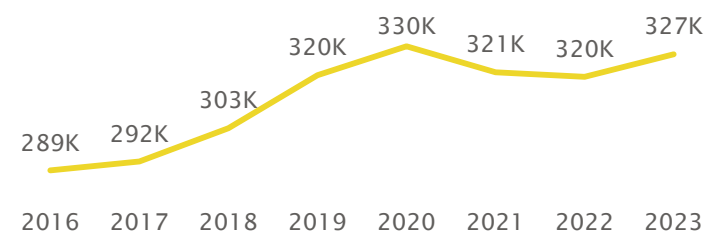
Fall	Admit %	Yield %
2020	87%	35%
2021	79%	32%
2022	87%	21%
2023	84%	16%
Avg.	84%	28%

Fall Enrollment

Headcount of Majors



Undergraduate Credit Hours Taught in the Department



Major Migrations (Frosh Cohorts from 2014 to 2018 Who Graduated within 6 Years)

Destination of Graduates Who Left This Major

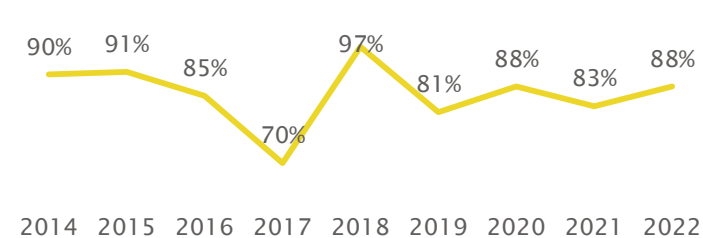


Source of Graduates Who Changed into This Major

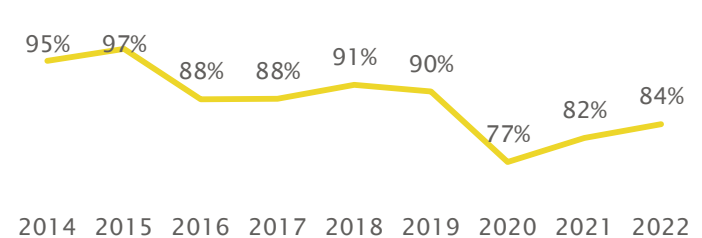


Entering Cohort 1-Year Retention (Fall-to-Fall Persistence in Any Program at UCR)

Frosh Retention

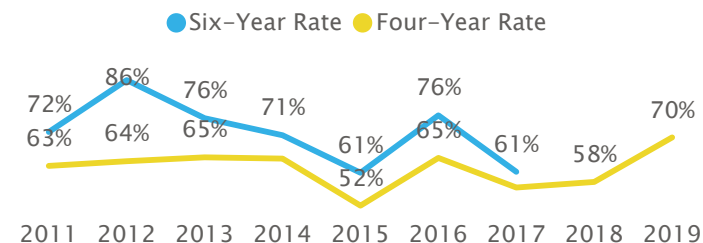


Transfer Retention

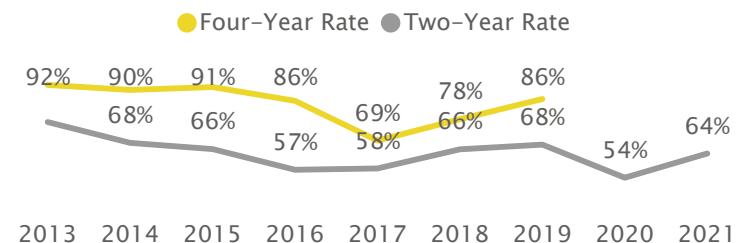


Entering Cohort Graduation (Finished Any Program at UCR)

Frosh Graduation



Transfer Graduation



Equity Gaps (2018-2022 Fall Cohorts)

Frosh 1st-Term GPA, 1-Year Retention & 1-Year Standing

URM	GPA	Enrolled Next Fall	Good Standing
Non-URM	3.15	84%	89%
URM	2.70	89%	80%

Transfer 1st-Term GPA, 1-Year Retention & 1-Year Standing

URM	GPA	Enrolled Next Fall	Good Standing
Non-URM	3.14	89%	91%
URM	3.17	84%	93%