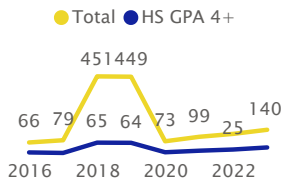


Art History

Admission Profile (CA Residents)

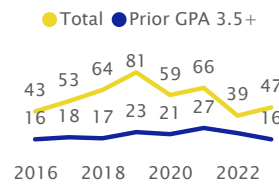
Frosh Applications



Frosh Ratios

Fall	Admit %	Yield %
2020	48%	31%
2021	48%	13%
2022	62%	13%
2023	61%	11%
Avg.	56%	15%

Transfer Applications

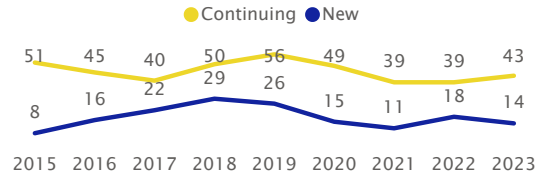


Transfer Ratios

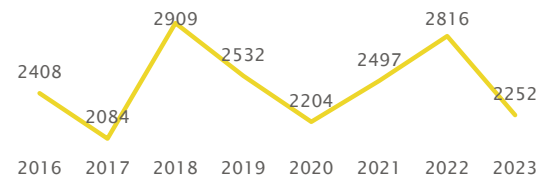
Fall	Admit %	Yield %
2020	85%	16%
2021	82%	15%
2022	85%	12%
2023	81%	21%
Avg.	83%	16%

Fall Enrollment

Headcount of Majors




Undergraduate Credit Hours Taught in the Department



Major Migrations (Frosh Cohorts from 2014 to 2018 Who Graduated within 6 Years)

Destination of Graduates Who Left This Major

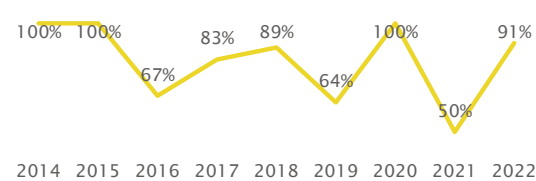


Source of Graduates Who Changed into This Major

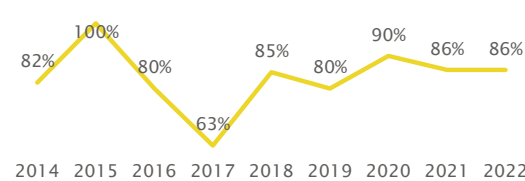


Entering Cohort 1-Year Retention (Fall-to-Fall Persistence in Any Program at UCR)

Frosh Retention

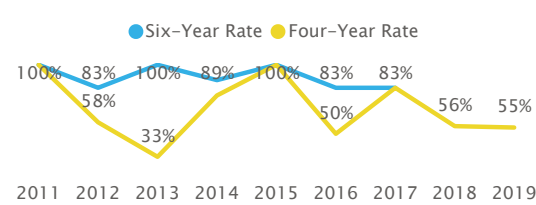


Transfer Retention

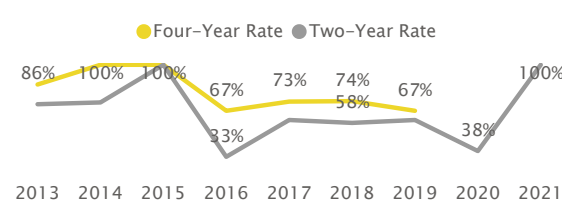


Entering Cohort Graduation (Finished Any Program at UCR)

Frosh Graduation



Transfer Graduation



Equity Gaps (2018-2022 Fall Cohorts)

Frosh 1st-Term GPA, 1-Year Retention & 1-Year Standing

URM	GPA	Enrolled Next Fall	Good Standing
Non-URM	3.10	80%	94%
URM	2.43	80%	63%

Transfer 1st-Term GPA, 1-Year Retention & 1-Year Standing

URM	GPA	Enrolled Next Fall	Good Standing
Non-URM	2.57	85%	100%
URM	2.89	88%	91%