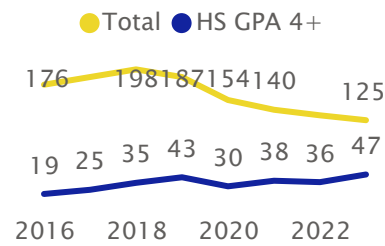


# Comparative Literature And Languages

## Admission Profile (CA Residents)

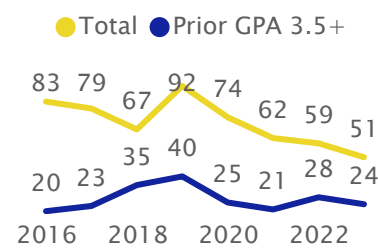
### Frosh Applications



### Frosh Ratios

Fall	Admit %	Yield %
2020	59%	27%
2021	55%	13%
2022	58%	12%
2023	74%	13%
<b>Avg.</b>	<b>61%</b>	<b>17%</b>

### Transfer Applications

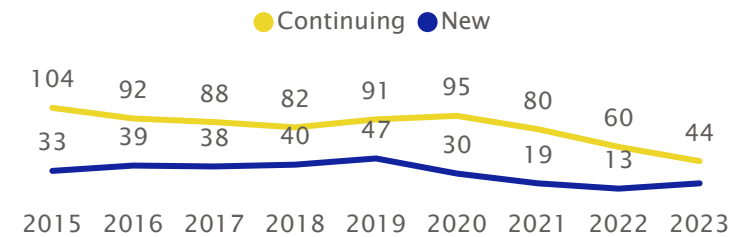


### Transfer Ratios

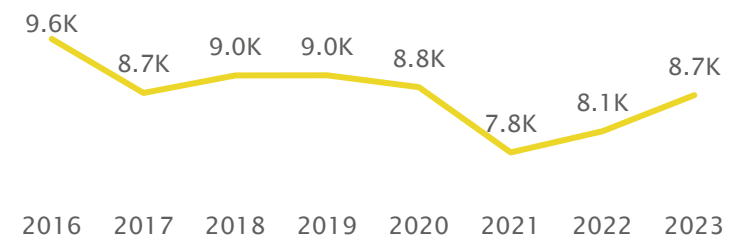
Fall	Admit %	Yield %
2020	86%	31%
2021	76%	30%
2022	73%	9%
2023	90%	15%
<b>Avg.</b>	<b>81%</b>	<b>23%</b>

## Fall Enrollment

### Headcount of Majors



### Undergraduate Credit Hours Taught in the Department



## Major Migrations (Frosh Cohorts from 2014 to 2018 Who Graduated within 6 Years)

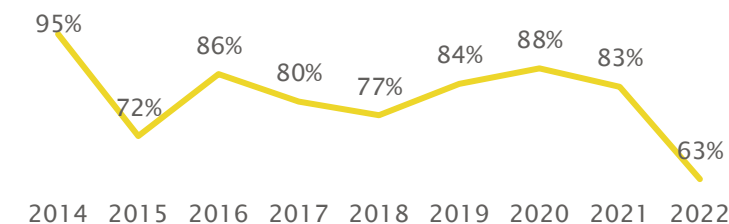
### Destination of Graduates Who Left This Major

No data for this measure

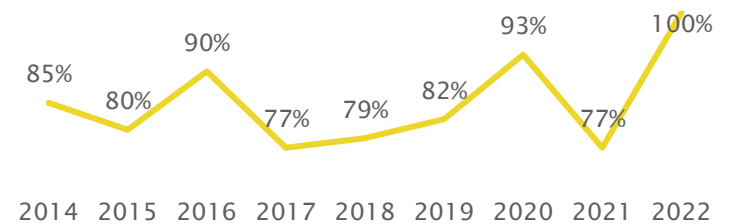
### Source of Graduates Who Changed into This Major

## Entering Cohort 1-Year Retention (Fall-to-Fall Persistence in Any Program at UCR)

### Frosh Retention

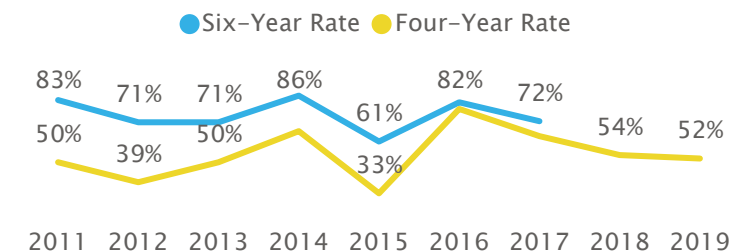


### Transfer Retention

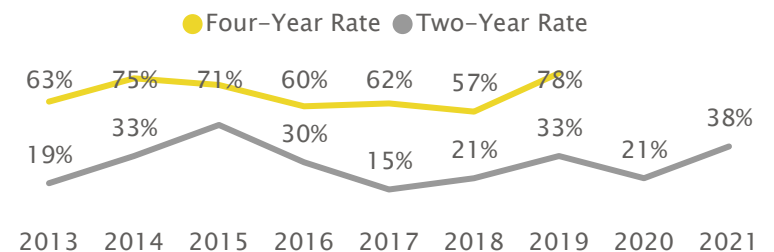


## Entering Cohort Graduation (Finished Any Program at UCR)

### Frosh Graduation



### Transfer Graduation



## Equity Gaps (2018-2022 Fall Cohorts)

### Frosh 1st-Term GPA, 1-Year Retention & 1-Year Standing

URM	GPA	Enrolled Next Fall	Good Standing
Non-URM	3.04	83%	91%
URM	2.71	77%	87%

### Transfer 1st-Term GPA, 1-Year Retention & 1-Year Standing

URM	GPA	Enrolled Next Fall	Good Standing
Non-URM	2.73	84%	83%
URM	2.98	82%	96%