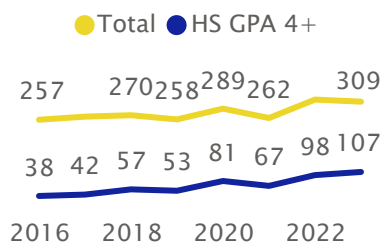


Creative Writing

Admission Profile (CA Residents)

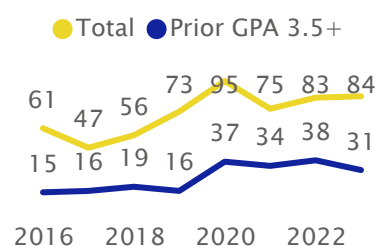
Frosh Applications



Frosh Ratios

Fall	Admit %	Yield %
2020	74%	22%
2021	63%	16%
2022	66%	16%
2023	75%	18%
Avg.	70%	18%

Transfer Applications

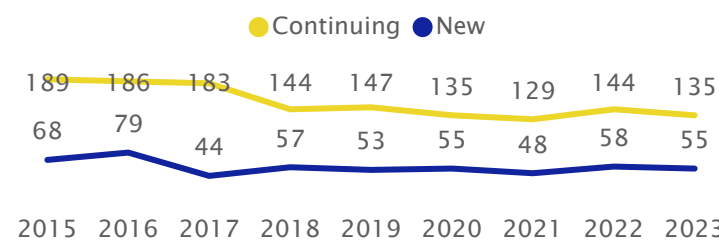


Transfer Ratios

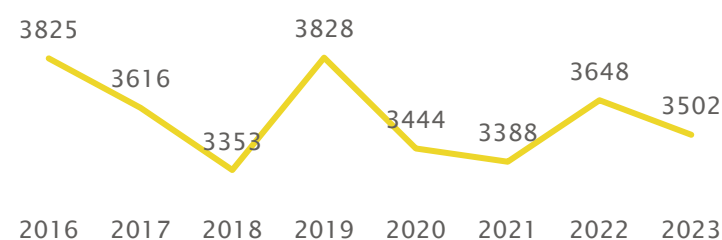
Fall	Admit %	Yield %
2020	71%	31%
2021	77%	41%
2022	84%	24%
2023	80%	25%
Avg.	78%	30%

Fall Enrollment

Headcount of Majors



Undergraduate Credit Hours Taught in the Department

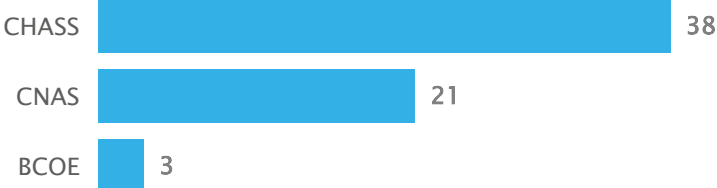


Major Migrations (Frosh Cohorts from 2014 to 2018 Who Graduated within 6 Years)

Destination of Graduates Who Left This Major

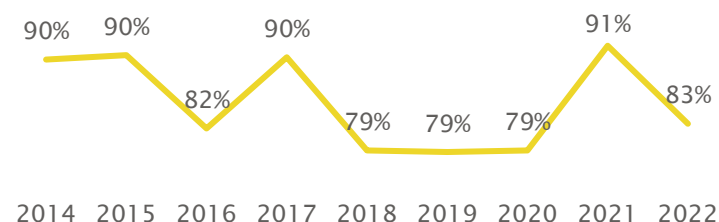


Source of Graduates Who Changed into This Major

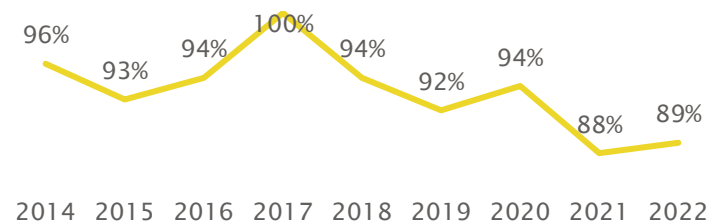


Entering Cohort 1-Year Retention (Fall-to-Fall Persistence in Any Program at UCR)

Frosh Retention

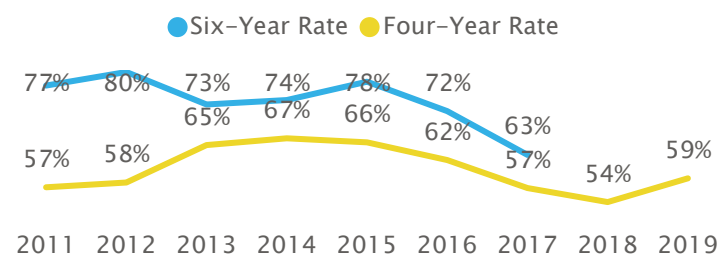


Transfer Retention

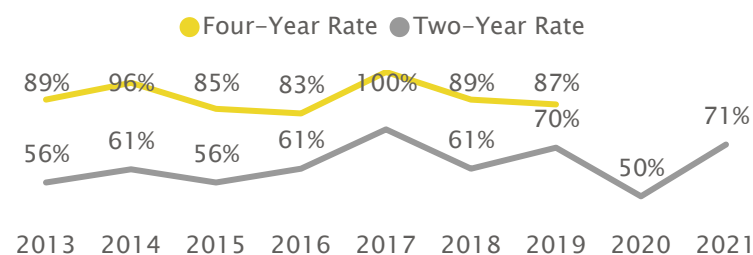


Entering Cohort Graduation (Finished Any Program at UCR)

Frosh Graduation



Transfer Graduation



Equity Gaps (2018-2022 Fall Cohorts)

Frosh 1st-Term GPA, 1-Year Retention & 1-Year Standing

URM	GPA	Enrolled Next Fall	Good Standing
Non-URM	3.36	81%	95%
URM	3.02	82%	83%

Transfer 1st-Term GPA, 1-Year Retention & 1-Year Standing

URM	GPA	Enrolled Next Fall	Good Standing
Non-URM	3.59	98%	97%
URM	3.32	85%	95%