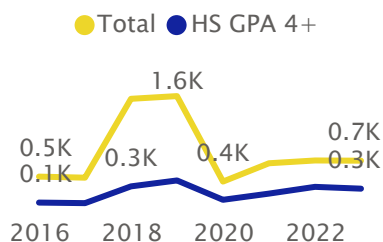


# Economics

## Admission Profile (CA Residents)

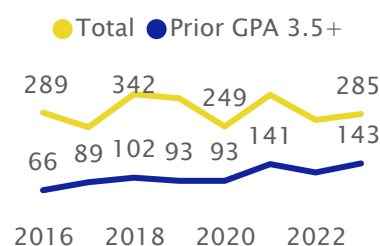
### Frosh Applications



### Frosh Ratios

Fall	Admit %	Yield %
2020	85%	22%
2021	73%	21%
2022	80%	18%
2023	78%	17%
<b>Avg.</b>	<b>78%</b>	<b>19%</b>

### Transfer Applications

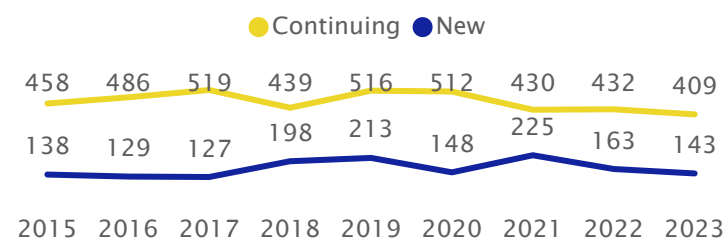


### Transfer Ratios

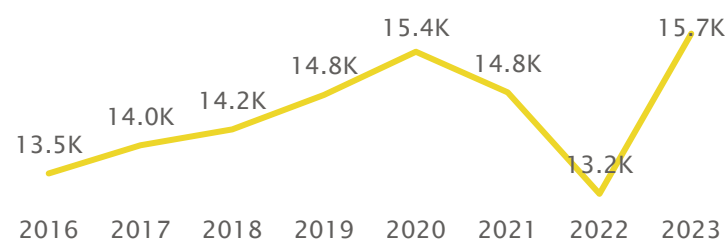
Fall	Admit %	Yield %
2020	79%	20%
2021	77%	23%
2022	70%	14%
2023	69%	16%
<b>Avg.</b>	<b>74%</b>	<b>19%</b>

## Fall Enrollment

### Headcount of Majors

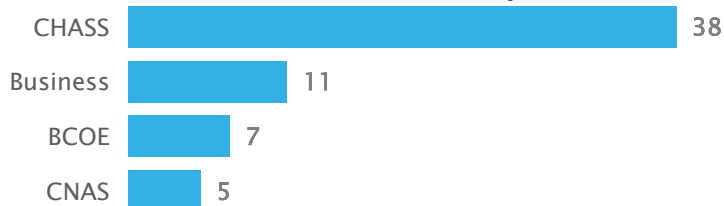


### Undergraduate Credit Hours Taught in the Department




## Major Migrations (Frosh Cohorts from 2014 to 2018 Who Graduated within 6 Years)

### Destination of Graduates Who Left This Major

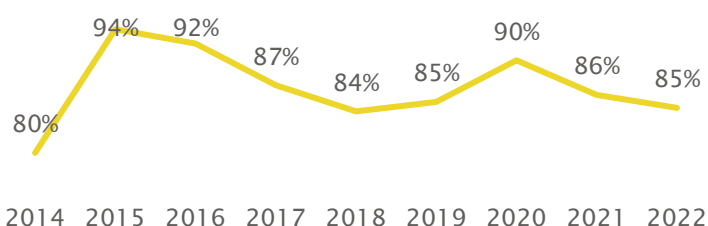


### Source of Graduates Who Changed into This Major

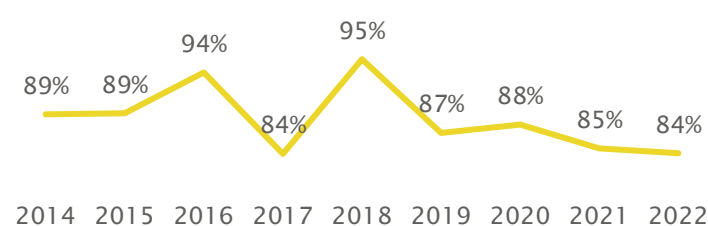


## Entering Cohort 1-Year Retention (Fall-to-Fall Persistence in Any Program at UCR)

### Frosh Retention

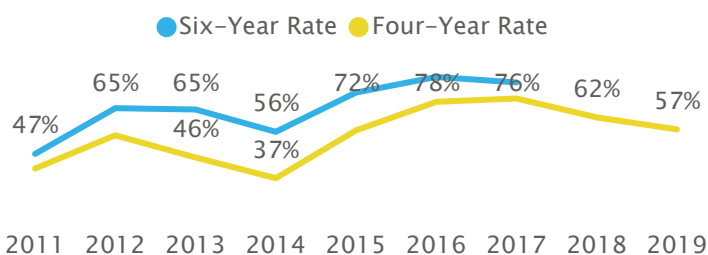


### Transfer Retention

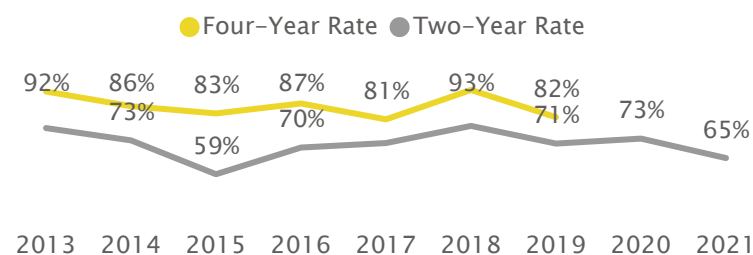


## Entering Cohort Graduation (Finished Any Program at UCR)

### Frosh Graduation



### Transfer Graduation



## Equity Gaps (2018-2022 Fall Cohorts)

### Frosh 1st-Term GPA, 1-Year Retention & 1-Year Standing

URM	GPA	Enrolled Next Fall	Good Standing
Non-URM	3.01	87%	91%
URM	2.76	84%	83%

### Transfer 1st-Term GPA, 1-Year Retention & 1-Year Standing

URM	GPA	Enrolled Next Fall	Good Standing
Non-URM	2.91	88%	90%
URM	2.94	92%	86%