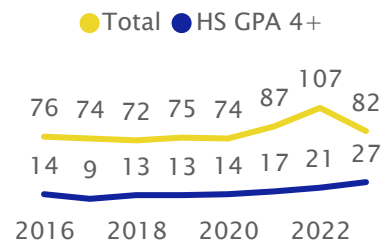


# Gender And Sexuality Studies

## Admission Profile (CA Residents)

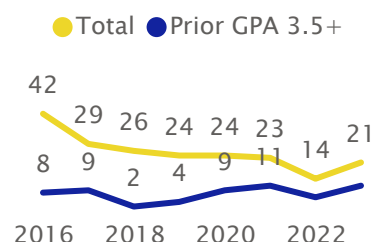
### Frosh Applications



### Frosh Ratios

Fall	Admit %	Yield %
2020	61%	18%
2021	46%	18%
2022	51%	7%
2023	66%	6%
<b>Avg.</b>	<b>55%</b>	<b>11%</b>

### Transfer Applications

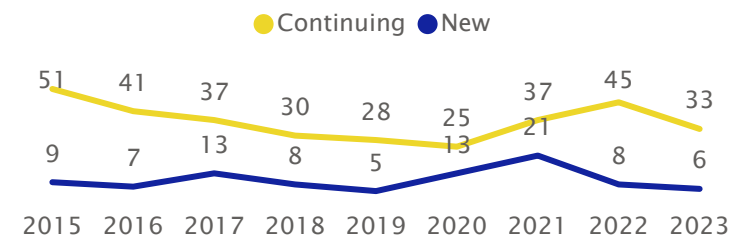


### Transfer Ratios

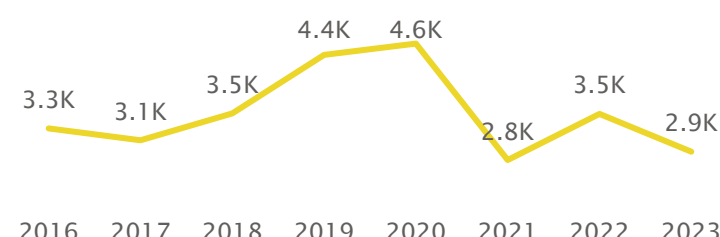
Fall	Admit %	Yield %
2020	96%	35%
2021	83%	16%
2022	93%	23%
2023	81%	12%
<b>Avg.</b>	<b>88%</b>	<b>22%</b>

## Fall Enrollment

### Headcount of Majors



### Undergraduate Credit Hours Taught in the Department




## Major Migrations (Frosh Cohorts from 2014 to 2018 Who Graduated within 6 Years)

### Destination of Graduates Who Left This Major

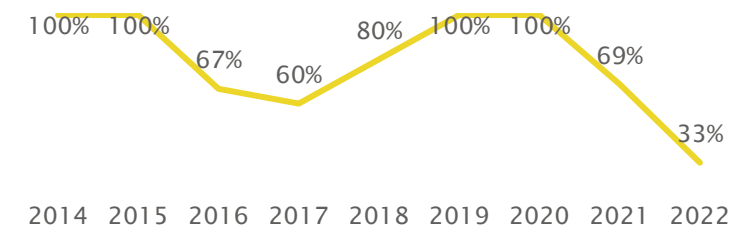


### Source of Graduates Who Changed into This Major

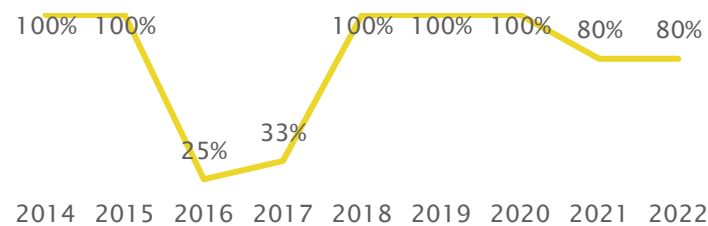


## Entering Cohort 1-Year Retention (Fall-to-Fall Persistence in Any Program at UCR)

### Frosh Retention

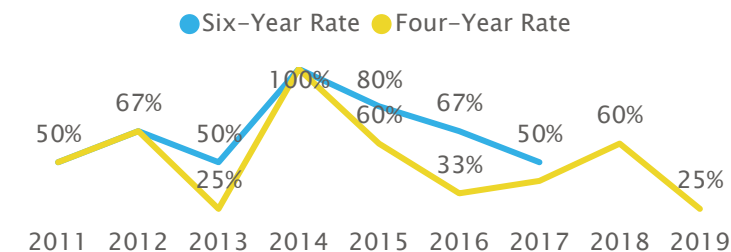


### Transfer Retention

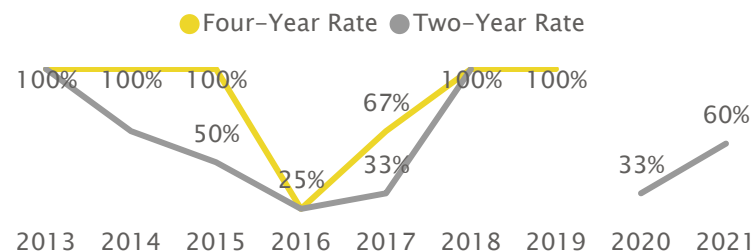


## Entering Cohort Graduation (Finished Any Program at UCR)

### Frosh Graduation



### Transfer Graduation



## Equity Gaps (2018-2022 Fall Cohorts)

### Frosh 1st-Term GPA, 1-Year Retention & 1-Year Standing

URM	GPA	Enrolled Next Fall	Good Standing
Non-URM	2.57	78%	100%
URM	2.58	76%	77%

### Transfer 1st-Term GPA, 1-Year Retention & 1-Year Standing

URM	GPA	Enrolled Next Fall	Good Standing
Non-URM	2.96	89%	88%
URM	2.83	93%	79%