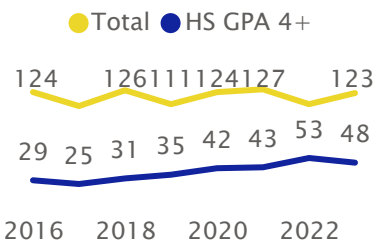


Global Studies

Admission Profile (CA Residents)

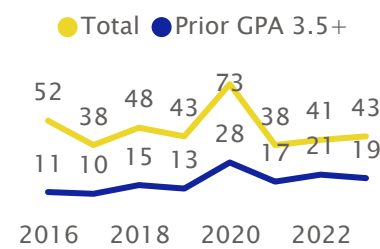
Frosh Applications



Frosh Ratios

Fall	Admit %	Yield %
2020	82%	19%
2021	67%	18%
2022	80%	10%
2023	81%	14%
Avg.	78%	15%

Transfer Applications

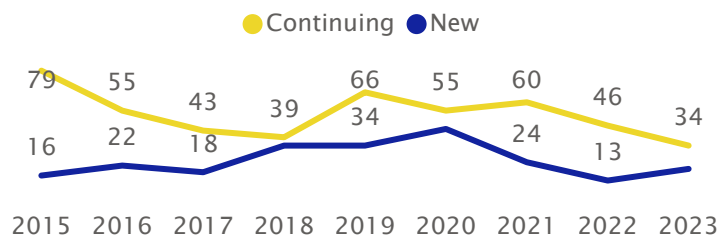


Transfer Ratios

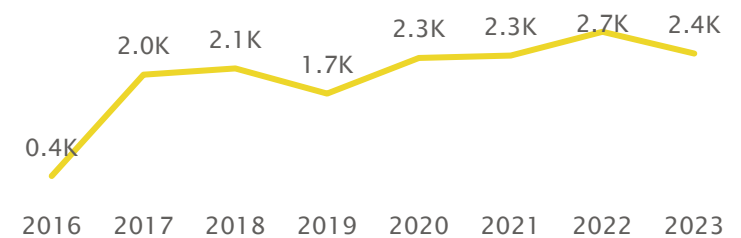
Fall	Admit %	Yield %
2020	85%	23%
2021	89%	15%
2022	85%	9%
2023	88%	5%
Avg.	87%	14%

Fall Enrollment

Headcount of Majors



Undergraduate Credit Hours Taught in the Department

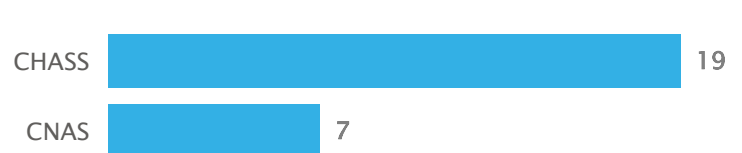


Major Migrations (Frosh Cohorts from 2014 to 2018 Who Graduated within 6 Years)

Destination of Graduates Who Left This Major

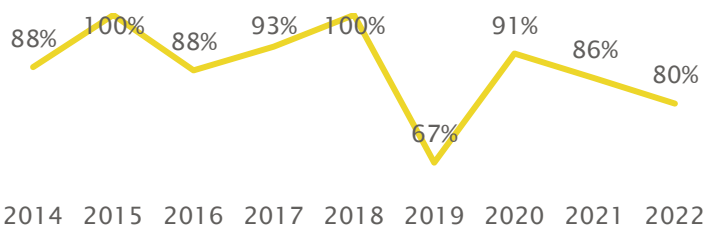


Source of Graduates Who Changed into This Major

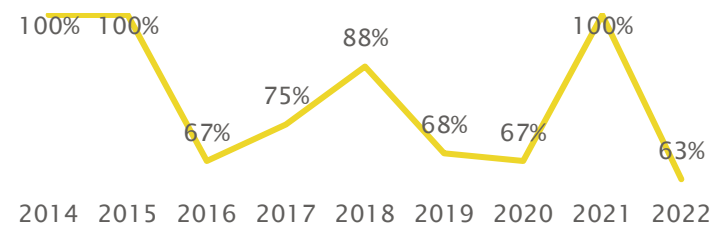


Entering Cohort 1-Year Retention (Fall-to-Fall Persistence in Any Program at UCR)

Frosh Retention

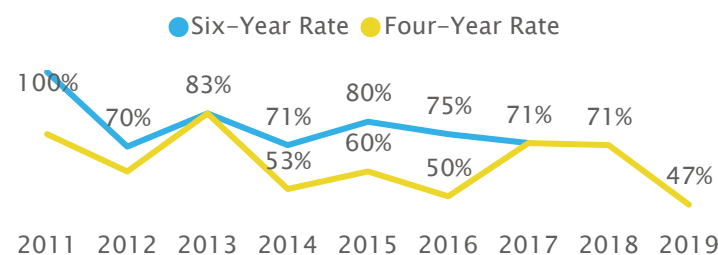


Transfer Retention

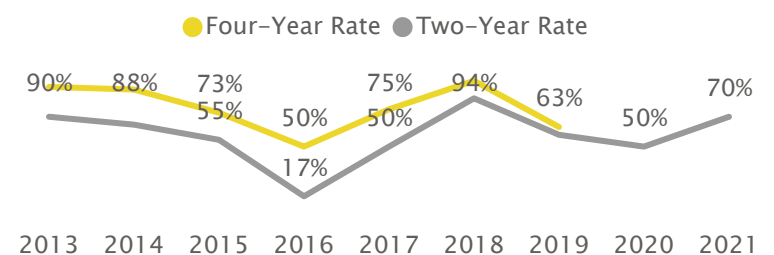


Entering Cohort Graduation (Finished Any Program at UCR)

Frosh Graduation



Transfer Graduation



Equity Gaps (2018-2022 Fall Cohorts)

Frosh 1st-Term GPA, 1-Year Retention & 1-Year Standing

URM	GPA	Enrolled Next Fall	Good Standing
Non-URM	2.98	79%	77%
URM	3.09	94%	85%

Transfer 1st-Term GPA, 1-Year Retention & 1-Year Standing

URM	GPA	Enrolled Next Fall	Good Standing
Non-URM	2.66	78%	84%
URM	3.23	83%	89%