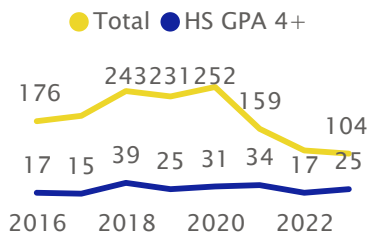


Spanish

Admission Profile (CA Residents)

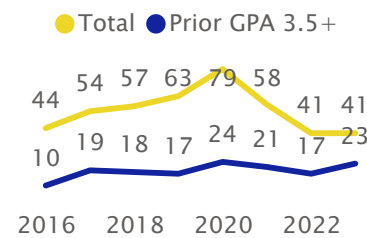
Frosh Applications



Frosh Ratios

| Fall | Admit % | Yield % |
|-------------|------------|------------|
| 2020 | 44% | 21% |
| 2021 | 55% | 17% |
| 2022 | 57% | 21% |
| 2023 | 70% | 18% |
| Avg. | 54% | 19% |

Transfer Applications

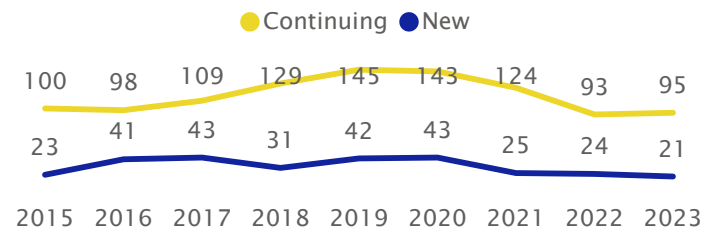


Transfer Ratios

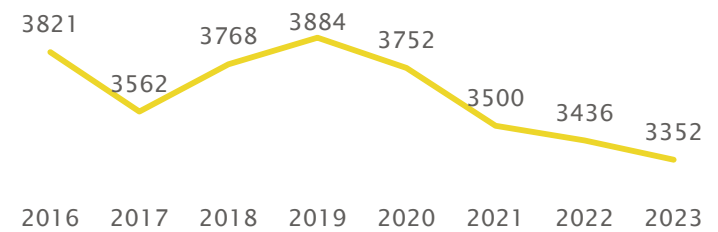
| Fall | Admit % | Yield % |
|-------------|------------|------------|
| 2020 | 81% | 36% |
| 2021 | 79% | 24% |
| 2022 | 76% | 29% |
| 2023 | 76% | 26% |
| Avg. | 79% | 30% |

Fall Enrollment

Headcount of Majors



Undergraduate Credit Hours Taught in the Department

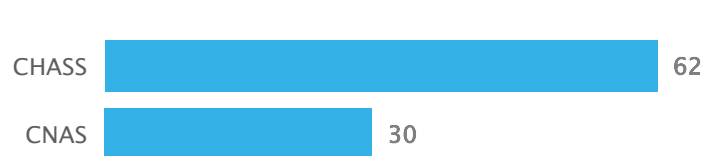


Major Migrations (Frosh Cohorts from 2014 to 2018 Who Graduated within 6 Years)

Destination of Graduates Who Left This Major

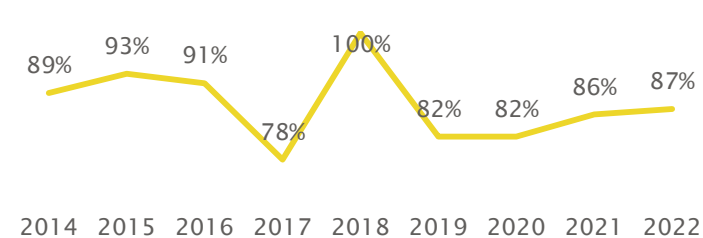


Source of Graduates Who Changed into This Major

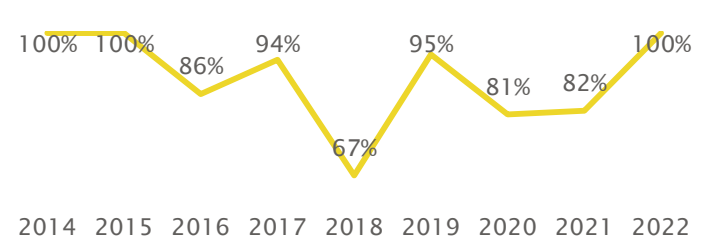


Entering Cohort 1-Year Retention (Fall-to-Fall Persistence in Any Program at UCR)

Frosh Retention

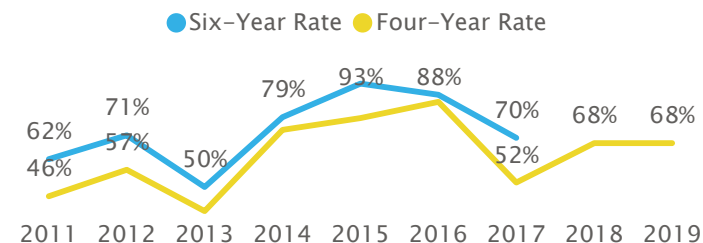


Transfer Retention

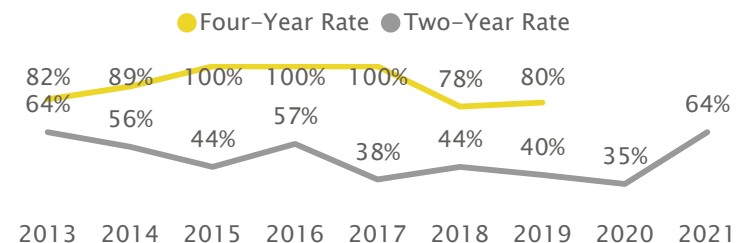


Entering Cohort Graduation (Finished Any Program at UCR)

Frosh Graduation



Transfer Graduation



Equity Gaps (2018-2022 Fall Cohorts)

Frosh 1st-Term GPA, 1-Year Retention & 1-Year Standing

| URM | GPA | Enrolled Next Fall | Good Standing |
|---------|------|--------------------|---------------|
| Non-URM | 2.69 | 75% | 100% |
| URM | 2.74 | 88% | 85% |

Transfer 1st-Term GPA, 1-Year Retention & 1-Year Standing

| URM | GPA | Enrolled Next Fall | Good Standing |
|---------|------|--------------------|---------------|
| Non-URM | 2.95 | 50% | 100% |
| URM | 3.19 | 88% | 99% |