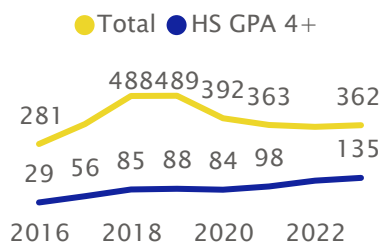


History

Admission Profile (CA Residents)

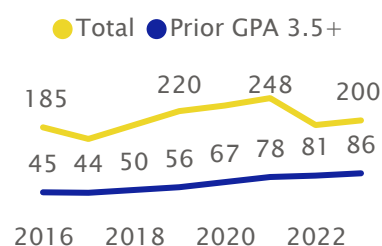
Frosh Applications



Frosh Ratios

Fall	Admit %	Yield %
2020	69%	28%
2021	66%	22%
2022	74%	16%
2023	73%	13%
Avg.	70%	20%

Transfer Applications

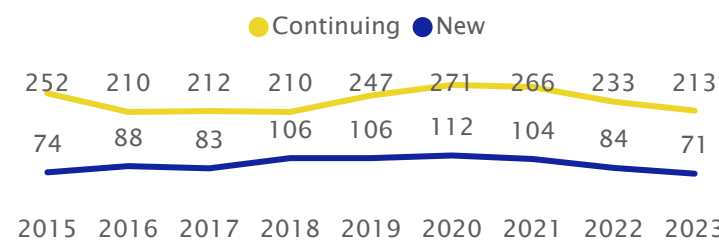


Transfer Ratios

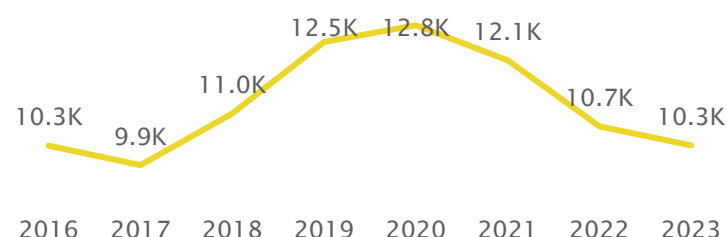
Fall	Admit %	Yield %
2020	85%	28%
2021	82%	28%
2022	80%	21%
2023	79%	24%
Avg.	81%	26%

Fall Enrollment

Headcount of Majors

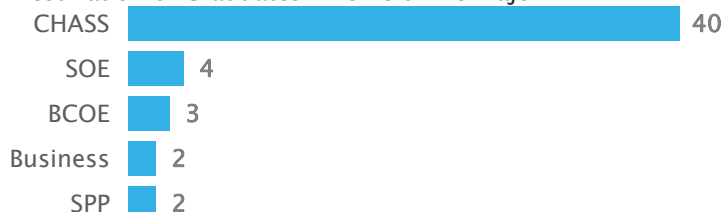


Undergraduate Credit Hours Taught in the Department

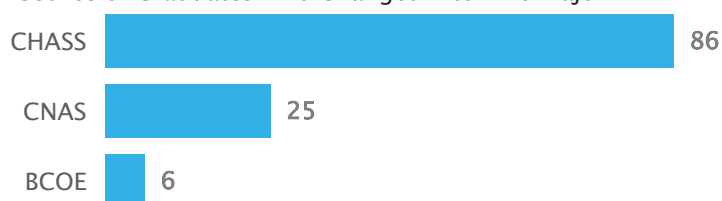


Major Migrations (Frosh Cohorts from 2014 to 2018 Who Graduated within 6 Years)

Destination of Graduates Who Left This Major

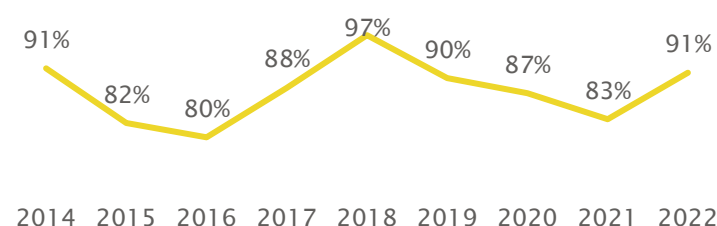


Source of Graduates Who Changed into This Major

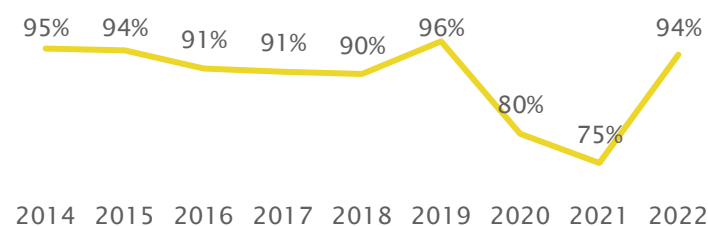


Entering Cohort 1-Year Retention (Fall-to-Fall Persistence in Any Program at UCR)

Frosh Retention

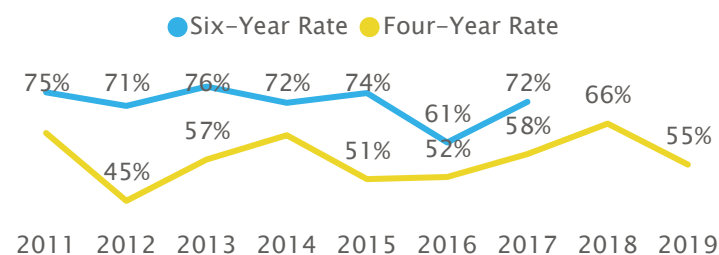


Transfer Retention

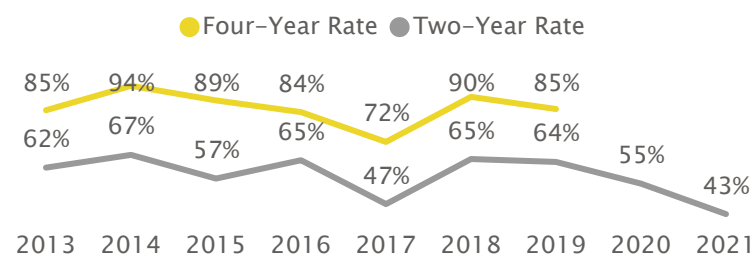


Entering Cohort Graduation (Finished Any Program at UCR)

Frosh Graduation



Transfer Graduation



Equity Gaps (2018-2022 Fall Cohorts)

Frosh 1st-Term GPA, 1-Year Retention & 1-Year Standing

URM	GPA	Enrolled Next Fall	Good Standing
Non-URM	3.36	92%	91%
URM	3.13	88%	85%

Transfer 1st-Term GPA, 1-Year Retention & 1-Year Standing

URM	GPA	Enrolled Next Fall	Good Standing
Non-URM	3.16	90%	90%
URM	3.04	85%	88%