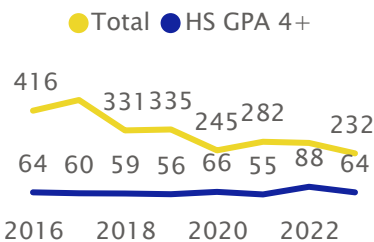


# Liberal Studies

## Admission Profile (CA Residents)

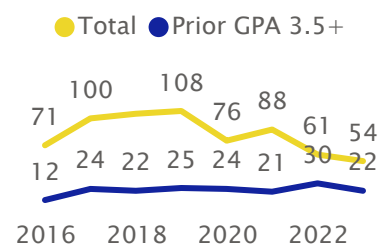
### Frosh Applications



### Frosh Ratios

Fall	Admit %	Yield %
2020	61%	31%
2021	67%	23%
2022	71%	14%
2023	73%	19%
<b>Avg.</b>	<b>68%</b>	<b>21%</b>

### Transfer Applications

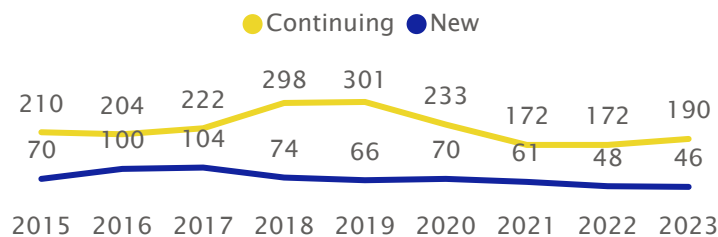


### Transfer Ratios

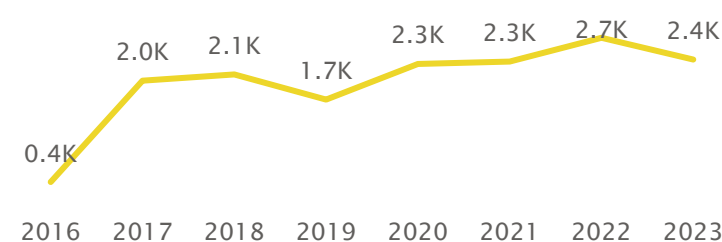
Fall	Admit %	Yield %
2020	78%	49%
2021	70%	44%
2022	80%	35%
2023	61%	42%
<b>Avg.</b>	<b>73%</b>	<b>43%</b>

## Fall Enrollment

### Headcount of Majors

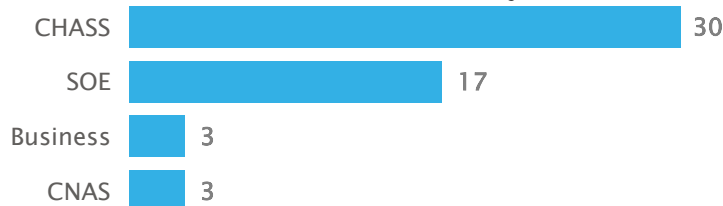


### Undergraduate Credit Hours Taught in the Department

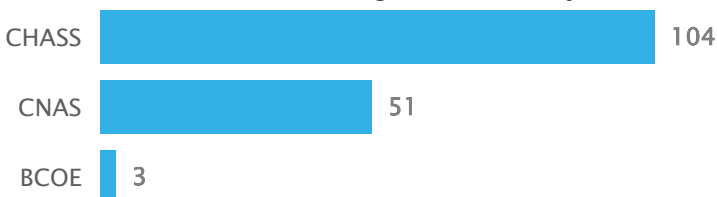


## Major Migrations (Frosh Cohorts from 2014 to 2018 Who Graduated within 6 Years)

### Destination of Graduates Who Left This Major

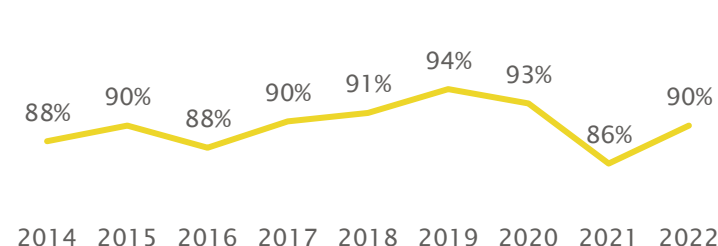


### Source of Graduates Who Changed into This Major

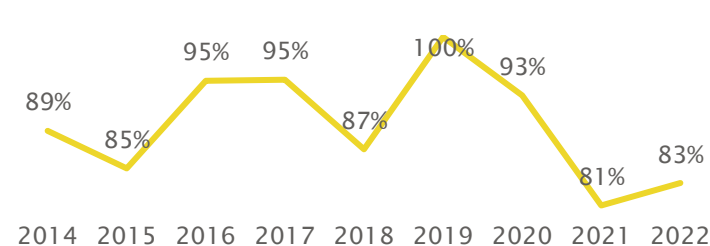


## Entering Cohort 1-Year Retention (Fall-to-Fall Persistence in Any Program at UCR)

### Frosh Retention

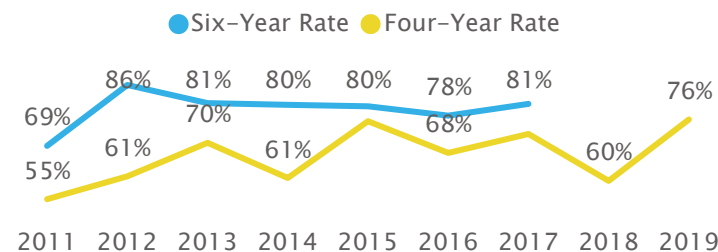


### Transfer Retention

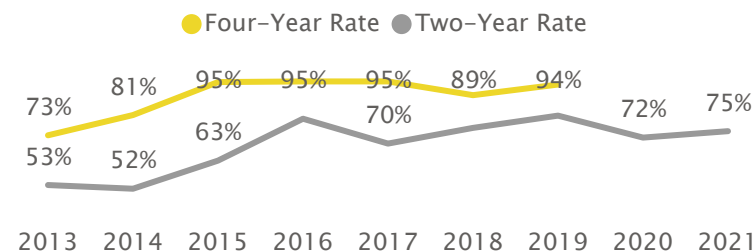


## Entering Cohort Graduation (Finished Any Program at UCR)

### Frosh Graduation



### Transfer Graduation



## Equity Gaps (2018-2022 Fall Cohorts)

### Frosh 1st-Term GPA, 1-Year Retention & 1-Year Standing

URM	GPA	Enrolled Next Fall	Good Standing
Non-URM	2.83	94%	97%
URM	2.90	90%	83%

### Transfer 1st-Term GPA, 1-Year Retention & 1-Year Standing

URM	GPA	Enrolled Next Fall	Good Standing
Non-URM	3.23	91%	96%
URM	3.27	88%	95%