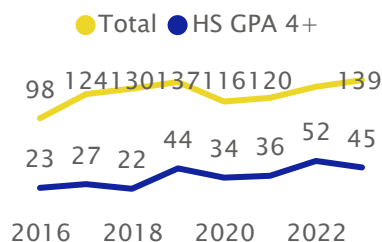


# Linguistics

## Admission Profile (CA Residents)

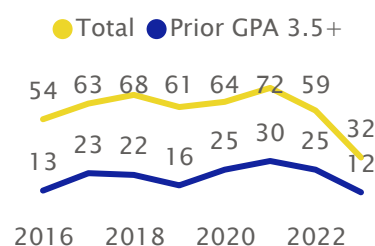
### Frosh Applications



### Frosh Ratios

Fall	Admit %	Yield %
2020	77%	27%
2021	72%	17%
2022	80%	12%
2023	78%	16%
<b>Avg.</b>	<b>77%</b>	<b>18%</b>

### Transfer Applications

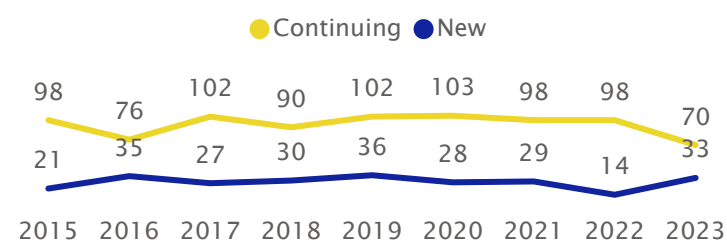


### Transfer Ratios

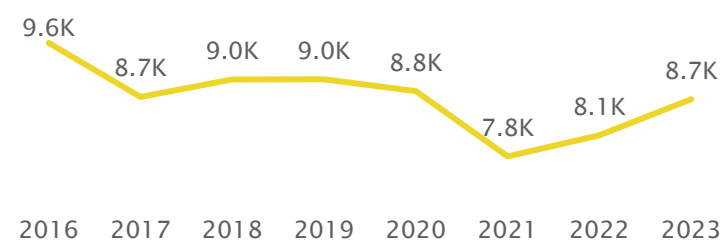
Fall	Admit %	Yield %
2020	84%	17%
2021	85%	21%
2022	85%	8%
2023	84%	37%
<b>Avg.</b>	<b>85%</b>	<b>19%</b>

## Fall Enrollment

### Headcount of Majors



### Undergraduate Credit Hours Taught in the Department

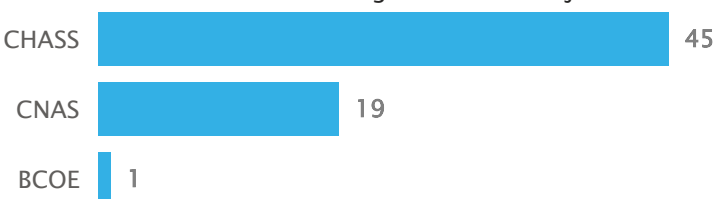


## Major Migrations (Frosh Cohorts from 2014 to 2018 Who Graduated within 6 Years)

### Destination of Graduates Who Left This Major

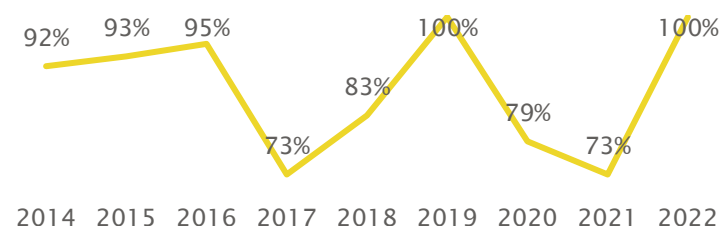


### Source of Graduates Who Changed into This Major

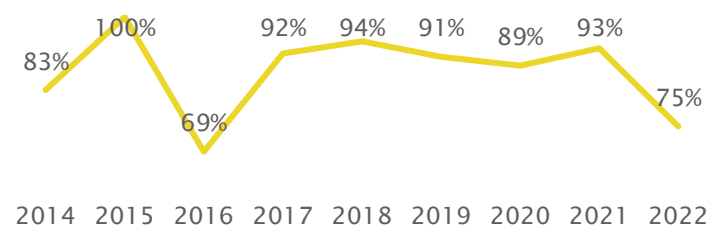


## Entering Cohort 1-Year Retention (Fall-to-Fall Persistence in Any Program at UCR)

### Frosh Retention

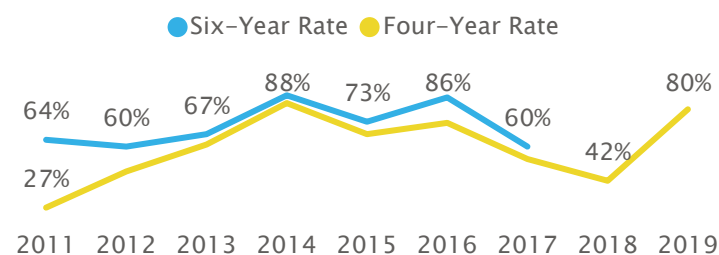


### Transfer Retention

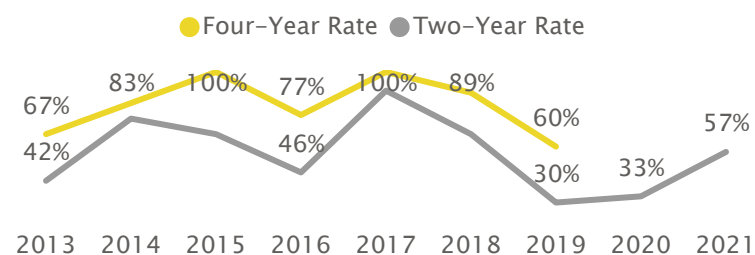


## Entering Cohort Graduation (Finished Any Program at UCR)

### Frosh Graduation



### Transfer Graduation



## Equity Gaps (2018-2022 Fall Cohorts)

### Frosh 1st-Term GPA, 1-Year Retention & 1-Year Standing

URM	GPA	Enrolled Next Fall	Good Standing
Non-URM	3.26	86%	90%
URM	2.86	89%	83%

### Transfer 1st-Term GPA, 1-Year Retention & 1-Year Standing

URM	GPA	Enrolled Next Fall	Good Standing
Non-URM	3.12	100%	95%
URM	3.13	88%	91%