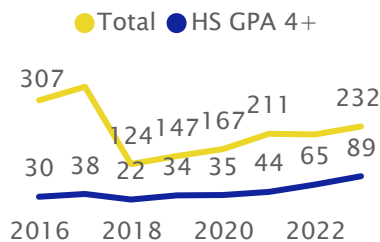


Media And Cultural Studies

Admission Profile (CA Residents)

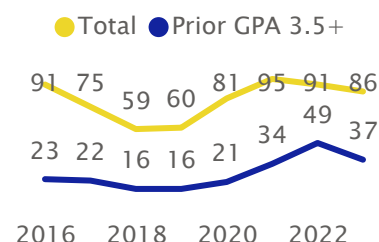
Frosh Applications



Frosh Ratios

Fall	Admit %	Yield %
2020	74%	22%
2021	66%	23%
2022	68%	14%
2023	78%	18%
Avg.	72%	19%

Transfer Applications

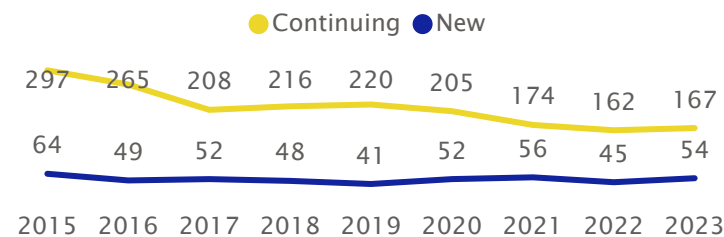


Transfer Ratios

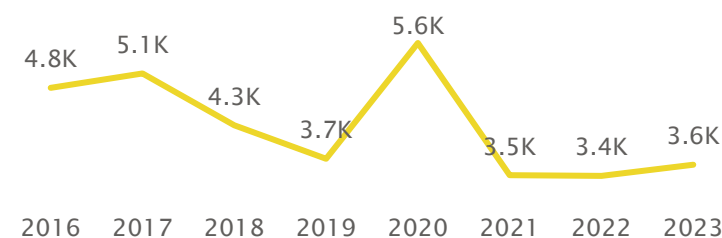
Fall	Admit %	Yield %
2020	80%	26%
2021	86%	26%
2022	85%	16%
2023	77%	17%
Avg.	82%	21%

Fall Enrollment

Headcount of Majors

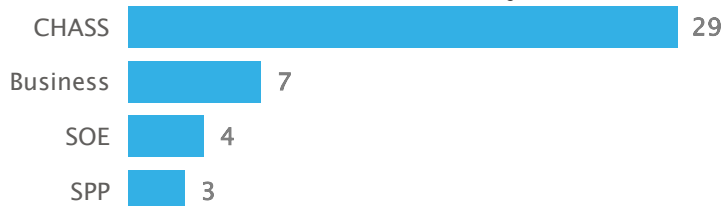


Undergraduate Credit Hours Taught in the Department




Major Migrations (Frosh Cohorts from 2014 to 2018 Who Graduated within 6 Years)

Destination of Graduates Who Left This Major

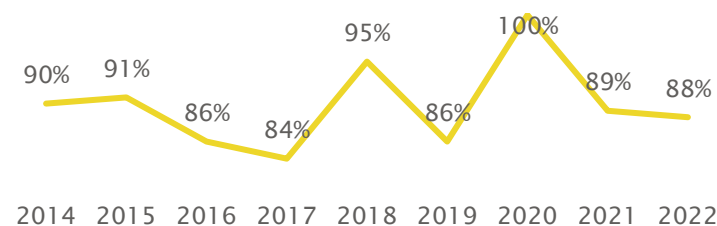


Source of Graduates Who Changed into This Major

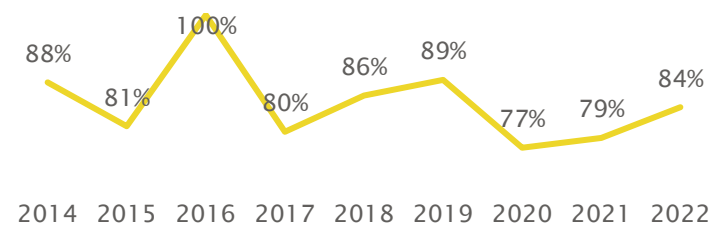


Entering Cohort 1-Year Retention (Fall-to-Fall Persistence in Any Program at UCR)

Frosh Retention

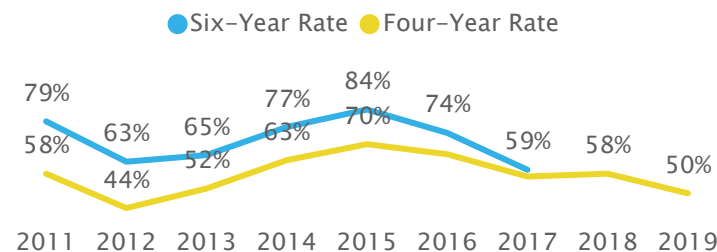


Transfer Retention

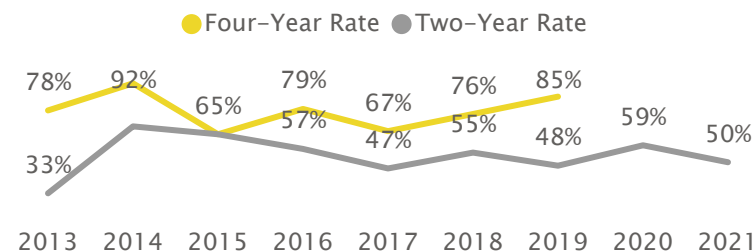


Entering Cohort Graduation (Finished Any Program at UCR)

Frosh Graduation



Transfer Graduation



Equity Gaps (2018-2022 Fall Cohorts)

Frosh 1st-Term GPA, 1-Year Retention & 1-Year Standing

URM	GPA	Enrolled Next Fall	Good Standing
Non-URM	2.89	90%	91%
URM	2.71	95%	80%

Transfer 1st-Term GPA, 1-Year Retention & 1-Year Standing

URM	GPA	Enrolled Next Fall	Good Standing
Non-URM	3.06	82%	96%
URM	3.23	85%	96%