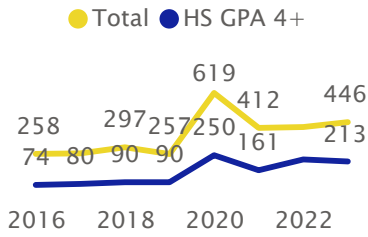


# Neuroscience (CHASS)

## Admission Profile (CA Residents)

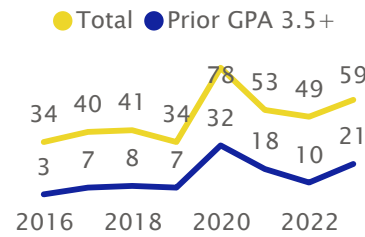
### Frosh Applications



### Frosh Ratios

Fall	Admit %	Yield %
2020	75%	23%
2021	70%	20%
2022	80%	20%
2023	76%	17%
<b>Avg.</b>	<b>75%</b>	<b>20%</b>

### Transfer Applications

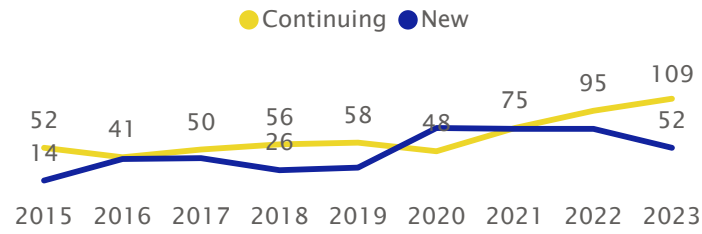


### Transfer Ratios

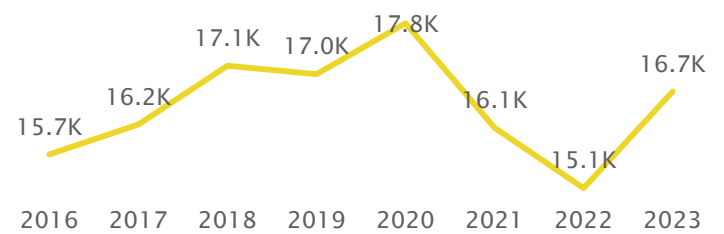
Fall	Admit %	Yield %
2020	56%	18%
2021	58%	32%
2022	47%	30%
2023	42%	20%
<b>Avg.</b>	<b>51%</b>	<b>24%</b>

## Fall Enrollment

### Headcount of Majors

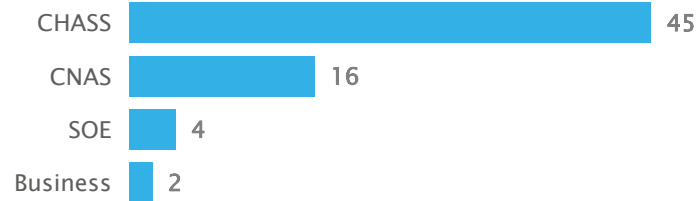


### Undergraduate Credit Hours Taught in the Department

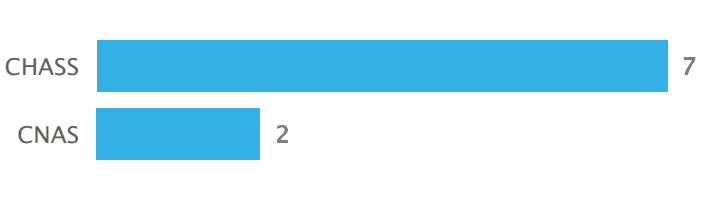


## Major Migrations (Frosh Cohorts from 2014 to 2018 Who Graduated within 6 Years)

### Destination of Graduates Who Left This Major

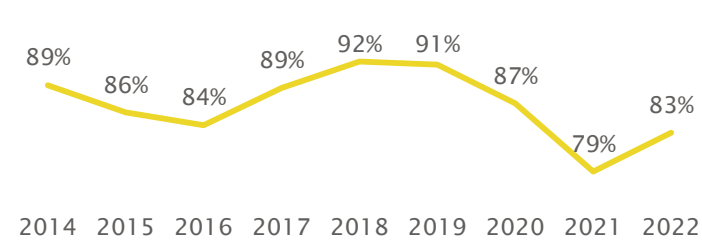


### Source of Graduates Who Changed into This Major

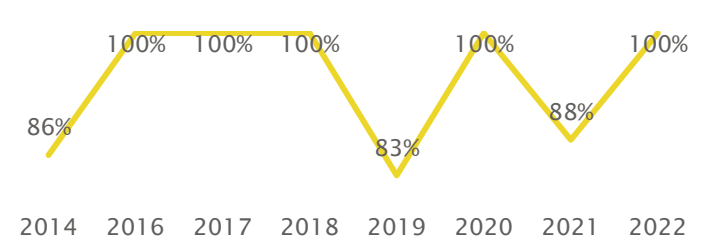


## Entering Cohort 1-Year Retention (Fall-to-Fall Persistence in Any Program at UCR)

### Frosh Retention

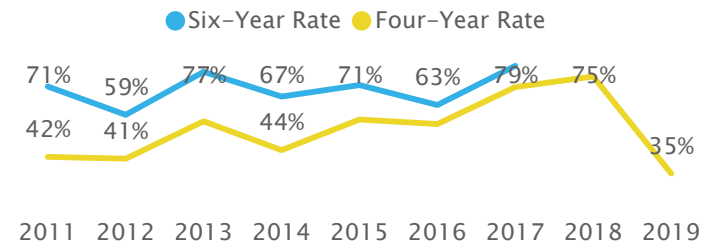


### Transfer Retention

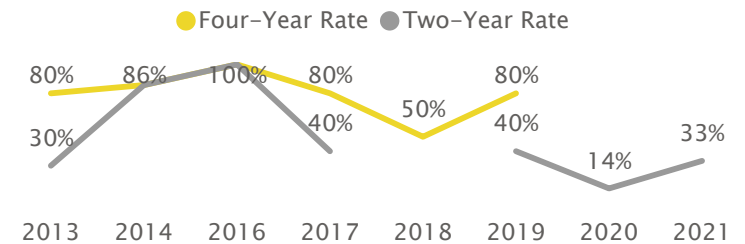


## Entering Cohort Graduation (Finished Any Program at UCR)

### Frosh Graduation



### Transfer Graduation



## Equity Gaps (2018-2022 Fall Cohorts)

### Frosh 1st-Term GPA, 1-Year Retention & 1-Year Standing

URM	GPA	Enrolled Next Fall	Good Standing
Non-URM	3.10	87%	88%
URM	2.76	82%	81%

### Transfer 1st-Term GPA, 1-Year Retention & 1-Year Standing

URM	GPA	Enrolled Next Fall	Good Standing
Non-URM	3.11	86%	100%
URM	2.80	94%	82%