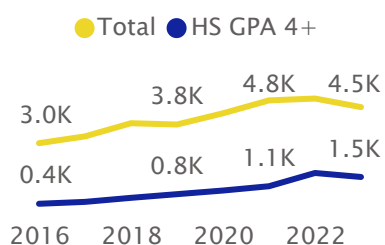


Psychology

Admission Profile (CA Residents)

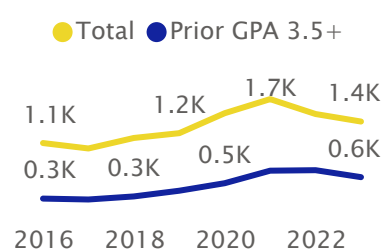
Frosh Applications



Frosh Ratios

Fall	Admit %	Yield %
2020	57%	22%
2021	53%	20%
2022	68%	19%
2023	70%	20%
Avg.	62%	20%

Transfer Applications

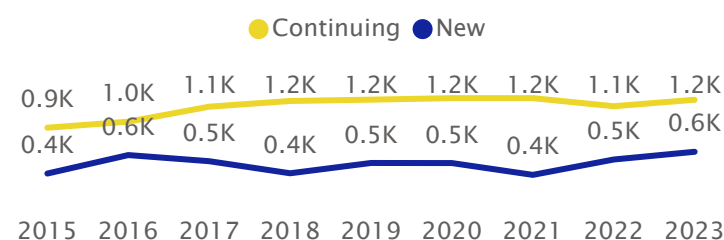


Transfer Ratios

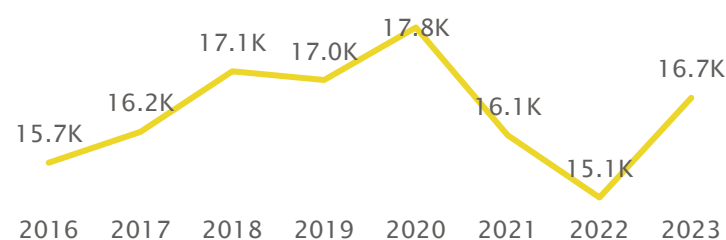
Fall	Admit %	Yield %
2020	58%	33%
2021	57%	28%
2022	57%	22%
2023	54%	19%
Avg.	56%	26%

Fall Enrollment

Headcount of Majors



Undergraduate Credit Hours Taught in the Department




Major Migrations (Frosh Cohorts from 2014 to 2018 Who Graduated within 6 Years)

Destination of Graduates Who Left This Major

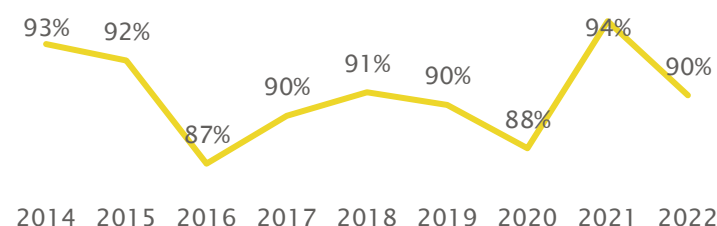


Source of Graduates Who Changed into This Major

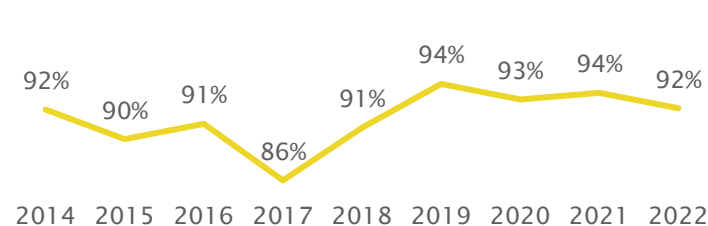


Entering Cohort 1-Year Retention (Fall-to-Fall Persistence in Any Program at UCR)

Frosh Retention

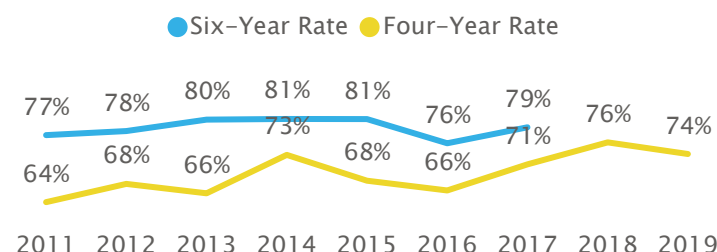


Transfer Retention

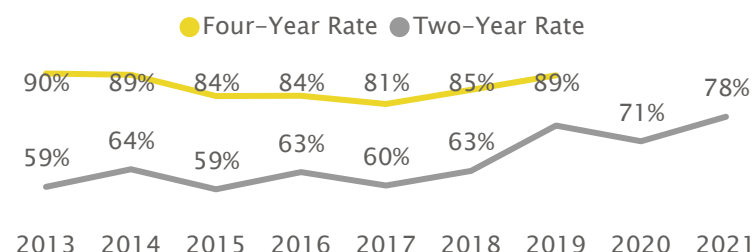


Entering Cohort Graduation (Finished Any Program at UCR)

Frosh Graduation



Transfer Graduation



Equity Gaps (2018-2022 Fall Cohorts)

Frosh 1st-Term GPA, 1-Year Retention & 1-Year Standing

URM	GPA	Enrolled Next Fall	Good Standing
Non-URM	3.23	92%	95%
URM	2.99	88%	87%

Transfer 1st-Term GPA, 1-Year Retention & 1-Year Standing

URM	GPA	Enrolled Next Fall	Good Standing
Non-URM	3.22	92%	91%
URM	3.12	92%	92%