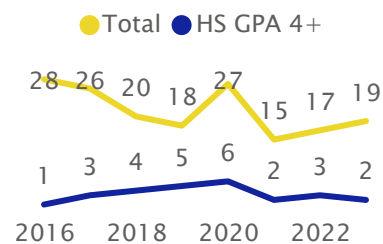


Religious Studies

Admission Profile (CA Residents)

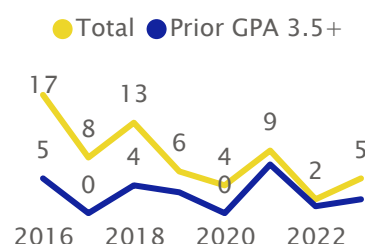
Frosh Applications



Frosh Ratios

Fall	Admit %	Yield %
2020	59%	31%
2021	93%	29%
2022	35%	17%
2023	58%	36%
Avg.	60%	30%

Transfer Applications

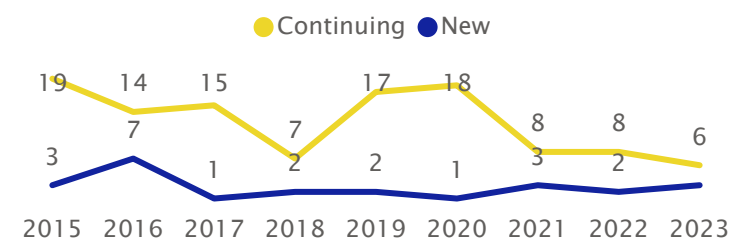


Transfer Ratios

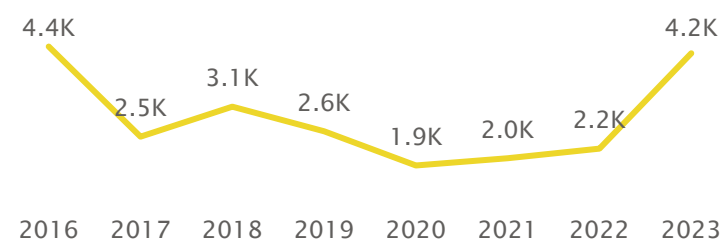
Fall	Admit %	Yield %
2020	25%	0%
2021	78%	29%
2022	100%	0%
2023	100%	20%
Avg.	75%	20%

Fall Enrollment

Headcount of Majors



Undergraduate Credit Hours Taught in the Department



Major Migrations (Frosh Cohorts from 2014 to 2018 Who Graduated within 6 Years)

Destination of Graduates Who Left This Major

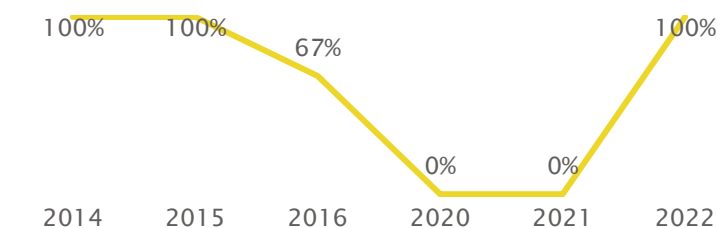


Source of Graduates Who Changed into This Major

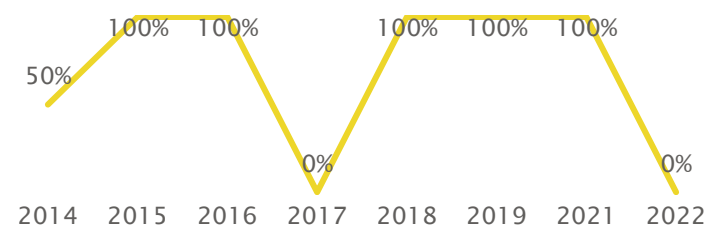


Entering Cohort 1-Year Retention (Fall-to-Fall Persistence in Any Program at UCR)

Frosh Retention

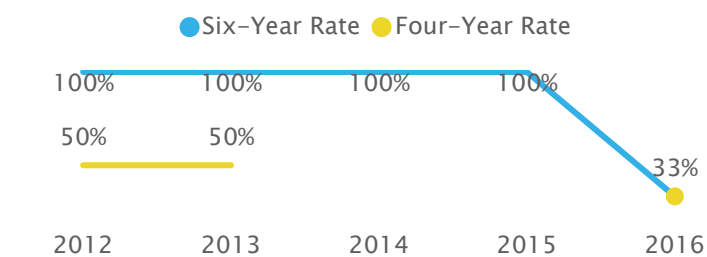


Transfer Retention

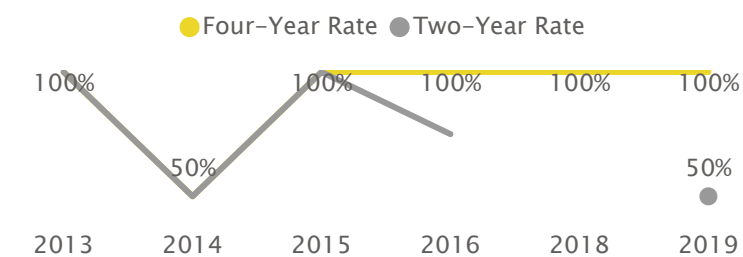


Entering Cohort Graduation (Finished Any Program at UCR)

Frosh Graduation



Transfer Graduation



Equity Gaps (2018-2022 Fall Cohorts)

Frosh 1st-Term GPA, 1-Year Retention & 1-Year Standing

URM	GPA	Enrolled Next Fall	Good Standing
Non-URM	3.58	0%	NaN
URM	2.42	50%	0%

Transfer 1st-Term GPA, 1-Year Retention & 1-Year Standing

URM	GPA	Enrolled Next Fall	Good Standing
Non-URM	3.67	100%	100%
URM	3.12	83%	80%