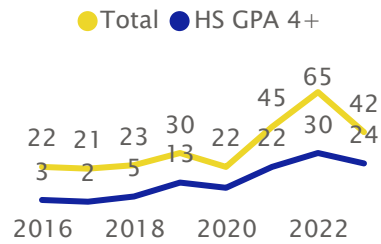


Sustainability Studies

Admission Profile (CA Residents)

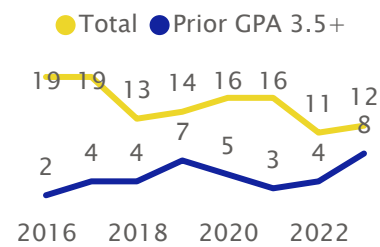
Frosh Applications



Frosh Ratios

Fall	Admit %	Yield %
2020	73%	31%
2021	87%	8%
2022	83%	11%
2023	83%	9%
Avg.	83%	12%

Transfer Applications

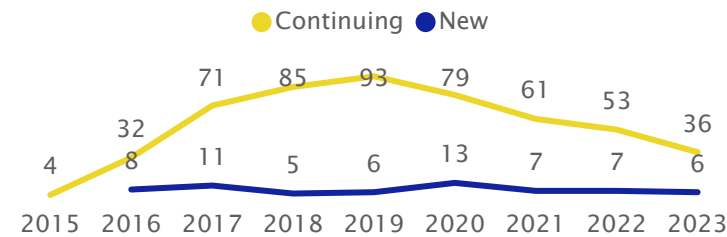


Transfer Ratios

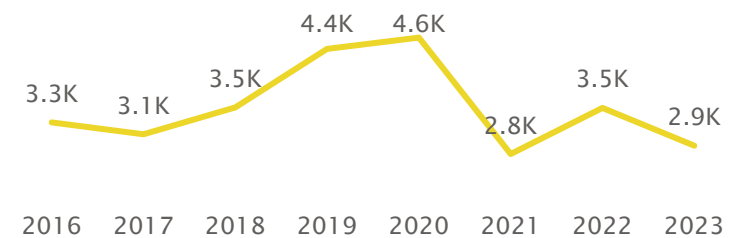
Fall	Admit %	Yield %
2020	81%	38%
2021	88%	21%
2022	91%	10%
2023	83%	10%
Avg.	85%	21%

Fall Enrollment

Headcount of Majors



Undergraduate Credit Hours Taught in the Department



Major Migrations (Frosh Cohorts from 2014 to 2018 Who Graduated within 6 Years)

Destination of Graduates Who Left This Major

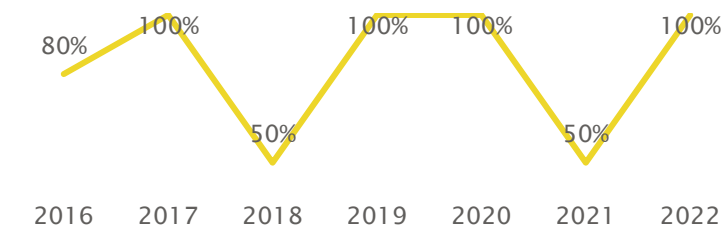


Source of Graduates Who Changed into This Major

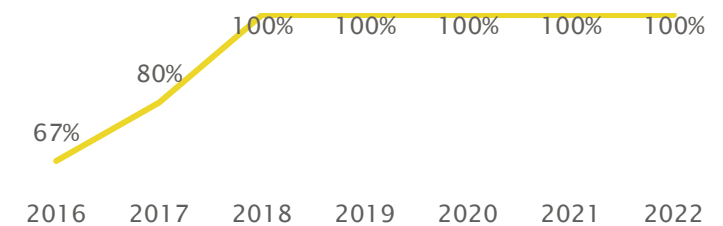


Entering Cohort 1-Year Retention (Fall-to-Fall Persistence in Any Program at UCR)

Frosh Retention

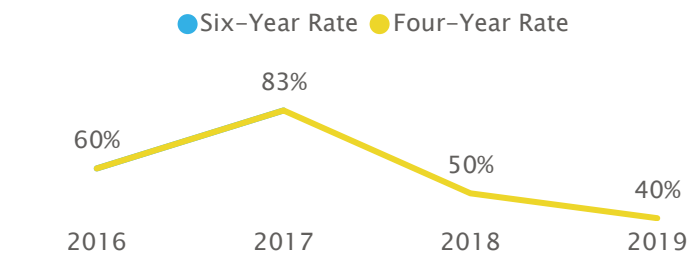


Transfer Retention

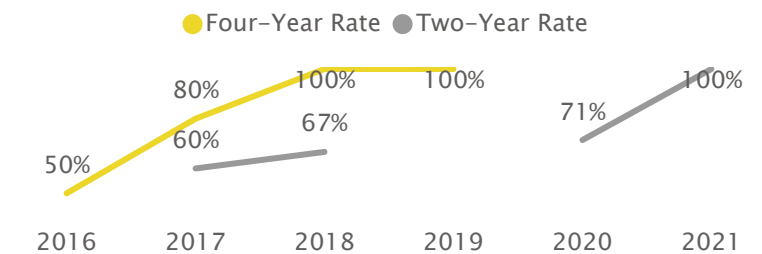


Entering Cohort Graduation (Finished Any Program at UCR)

Frosh Graduation



Transfer Graduation



Equity Gaps (2018-2022 Fall Cohorts)

Frosh 1st-Term GPA, 1-Year Retention & 1-Year Standing

URM	GPA	Enrolled Next Fall	Good Standing
Non-URM	3.25	80%	88%
URM	3.35	92%	100%

Transfer 1st-Term GPA, 1-Year Retention & 1-Year Standing

URM	GPA	Enrolled Next Fall	Good Standing
Non-URM	3.66	100%	100%
URM	2.92	100%	100%