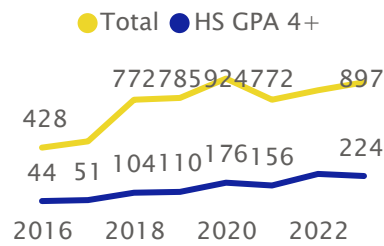


# Theatre, Film & Digital Production

## Admission Profile (CA Residents)

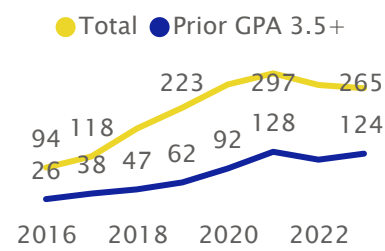
### Frosh Applications



### Frosh Ratios

Fall	Admit %	Yield %
2020	61%	18%
2021	57%	18%
2022	63%	13%
2023	67%	14%
<b>Avg.</b>	<b>62%</b>	<b>16%</b>

### Transfer Applications

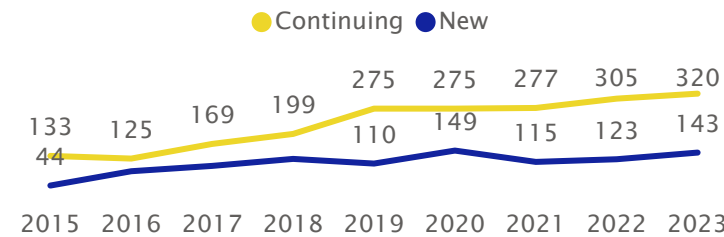


### Transfer Ratios

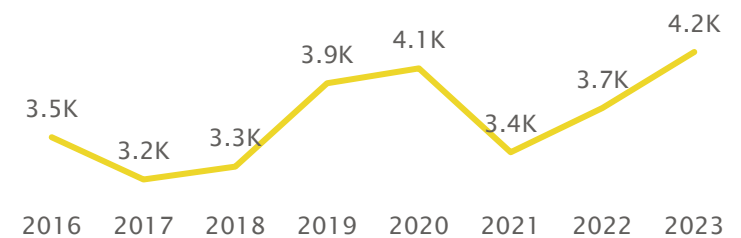
Fall	Admit %	Yield %
2020	82%	28%
2021	80%	22%
2022	77%	16%
2023	73%	18%
<b>Avg.</b>	<b>78%</b>	<b>21%</b>

## Fall Enrollment

### Headcount of Majors

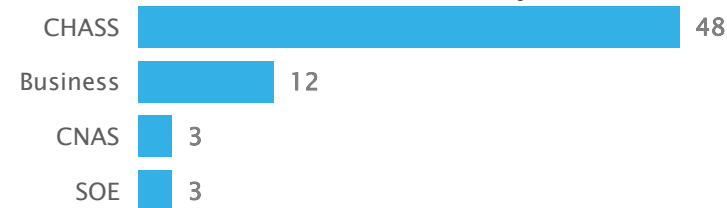


### Undergraduate Credit Hours Taught in the Department

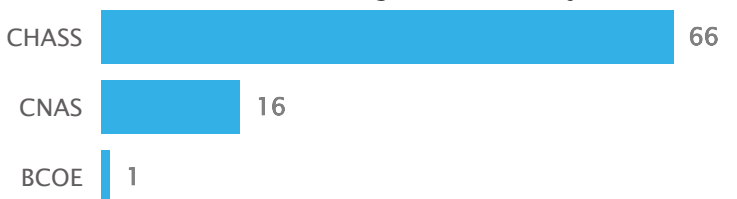


## Major Migrations (Frosh Cohorts from 2014 to 2018 Who Graduated within 6 Years)

### Destination of Graduates Who Left This Major

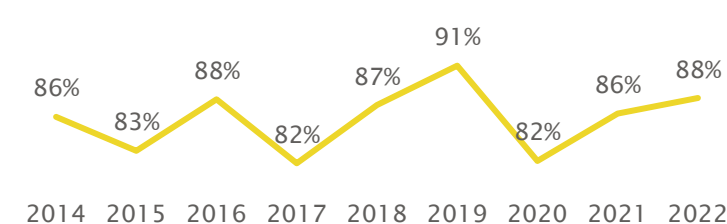


### Source of Graduates Who Changed into This Major

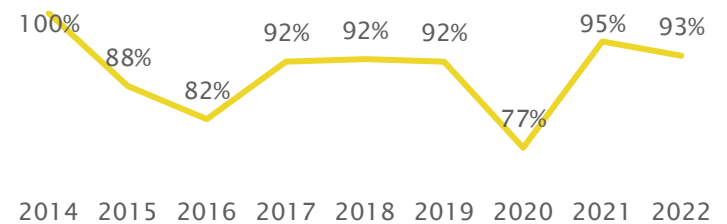


## Entering Cohort 1-Year Retention (Fall-to-Fall Persistence in Any Program at UCR)

### Frosh Retention

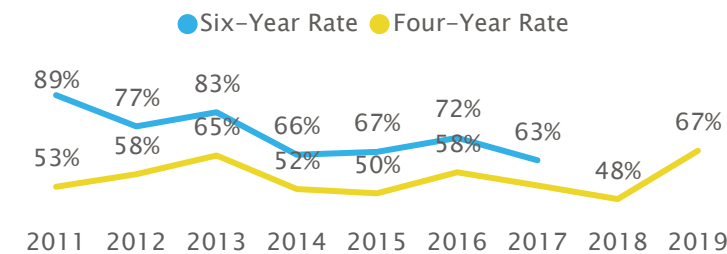


### Transfer Retention

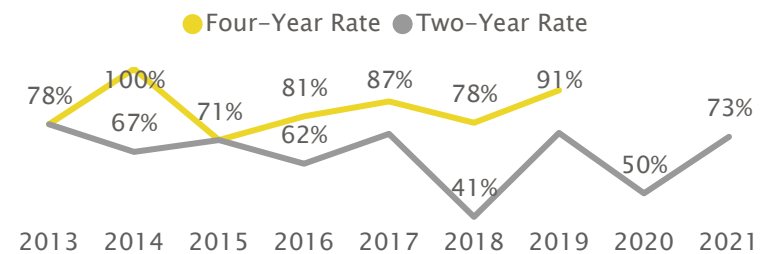


## Entering Cohort Graduation (Finished Any Program at UCR)

### Frosh Graduation



### Transfer Graduation



## Equity Gaps (2018-2022 Fall Cohorts)

### Frosh 1st-Term GPA, 1-Year Retention & 1-Year Standing

URM	GPA	Enrolled Next Fall	Good Standing
Non-URM	3.10	87%	88%
URM	2.90	87%	83%

### Transfer 1st-Term GPA, 1-Year Retention & 1-Year Standing

URM	GPA	Enrolled Next Fall	Good Standing
Non-URM	3.45	86%	97%
URM	3.40	91%	94%