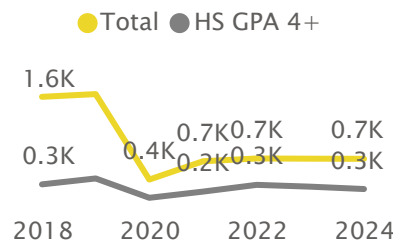


Admission Profile (CA Residents, Excludes UC Referrals)

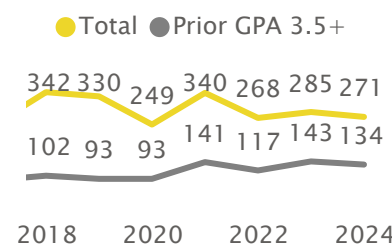
Frosh Applications



Frosh Ratios

Fall	Admit %	Yield %
2021	73%	21%
2022	80%	18%
2023	78%	17%
2024	86%	16%
Avg.	79%	18%

Transfer Applications

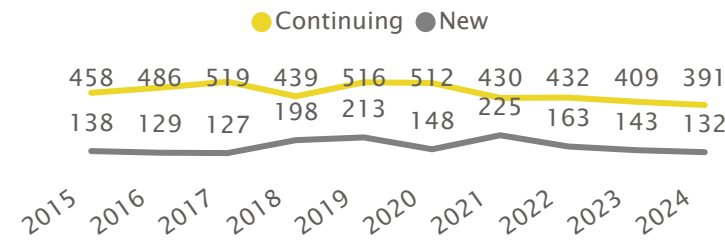


Transfer Ratios

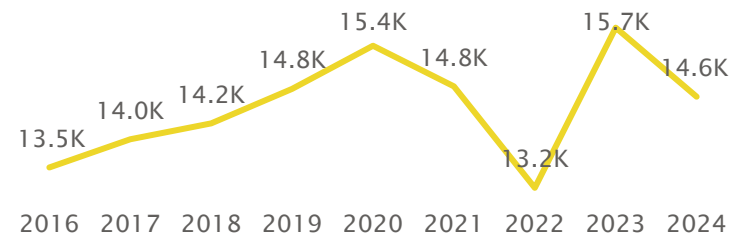
Fall	Admit %	Yield %
2021	77%	23%
2022	70%	14%
2023	69%	16%
2024	76%	12%
Avg.	73%	17%

Fall Enrollment

Headcount of Majors

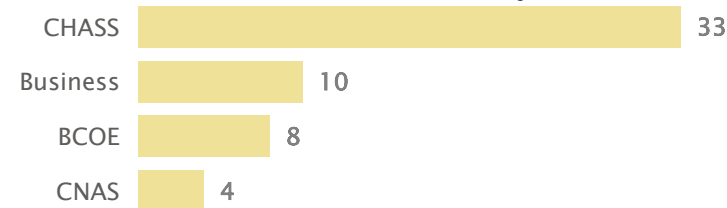


Undergraduate Credit Hours Taught in the Department




Major Migrations (Frosh Cohorts from 2015 to 2019 Who Graduated within 6 Years)

Destination of Graduates Who Left This Major

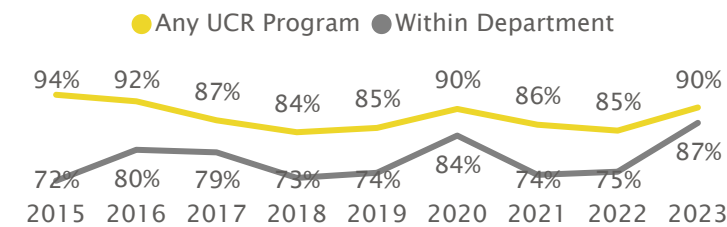


Source of Graduates Who Changed into This Major

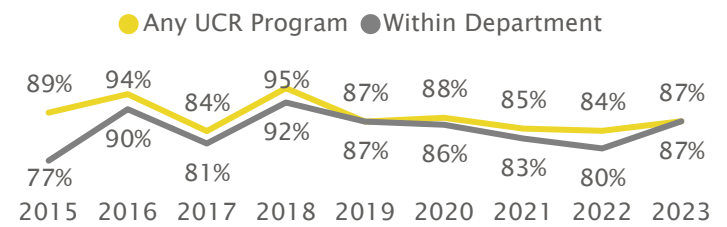


Entering Cohort 1-Year Retention (Fall-to-Fall Persistence, Includes Full- and Part-Time Entrants)

Frosh Retention

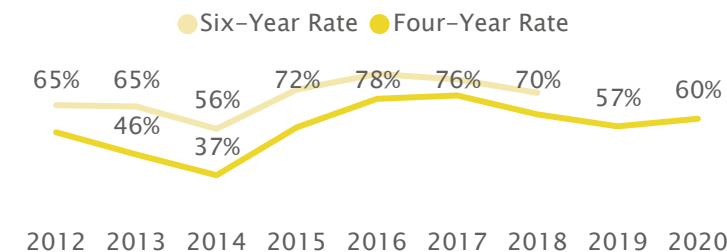


Transfer Retention

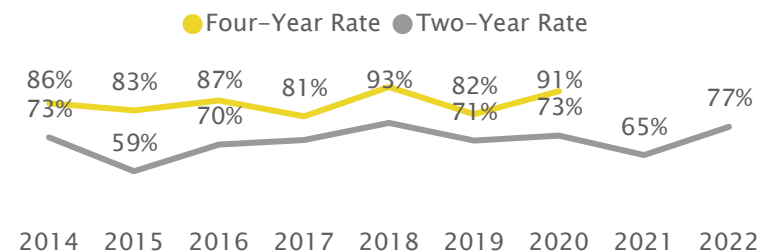


Entering Cohort Graduation (Finished Any Program at UCR)

Frosh Graduation



Transfer Graduation



Notes and definitions

Major counts include dual majors. Credit hours here are not identical to the formula used for the campus budget model, but do include cross-listed enrollment of courses based in this department. Other definitions here also differ from those used in public reports. Related majors such as BS+MS or BA and BS versions are combined here.